

Find data for this place

Hover for margins of error and contextual data.

Demographics

Age

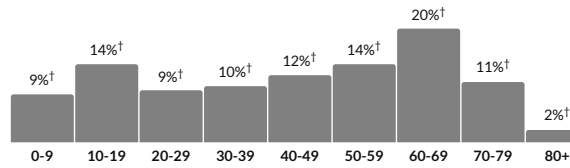
† Margin of error is at least 10 percent of the total value. Take care with this statistic.

47.2

Median age

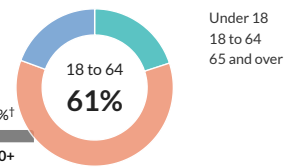
a little higher than the figure in Washington County: 44.4
about 20 percent higher than the figure in New York: 39.2

Population by age range



Show data / Embed

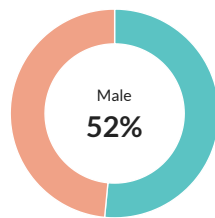
Population by age category



Show data / Embed

† Margin of error is at least 10 percent of the total value. Take care with this statistic.

Sex



Show data / Embed

Race & Ethnicity

Male
Female



White Black Native Asian Islander Other Two+ Hispanic

* Hispanic includes respondents of any race. Other categories are non-Hispanic.

Show data / Embed

Economics

Income

† Margin of error is at least 10 percent of the total value. Take care with this statistic.

\$38,357

Per capita income

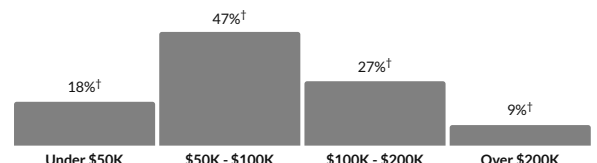
about 25 percent higher than the amount in Washington County: \$30,547

\$74,932

Median household income

about 20 percent higher than the amount in Washington County: \$63,869

Household income



about 90 percent of the amount in New York: \$43,208

about the same as the amount in New York: \$75,157

Show data / Embed

Poverty

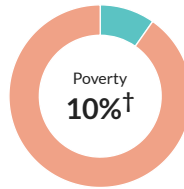
4.8%

Persons below poverty line

about two-fifths of the rate in Washington County: 11.9% †

about one-third of the rate in New York: 13.5%

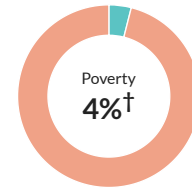
Children (Under 18)



Poverty Non-poverty

Show data / Embed

Seniors (65 and over)



Poverty Non-poverty

Show data / Embed

† Margin of error is at least 10 percent of the total value. Take care with this statistic.

Transportation to work

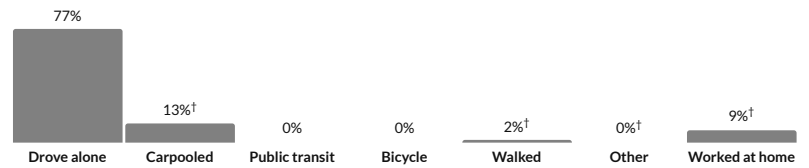
26.7 minutes

Mean travel time to work

a little higher than the figure in Washington County: 25.7

about 80 percent of the figure in New York: 33.3

Means of transportation to work



* Universe: Workers 16 years and over

Show data / Embed

† Margin of error is at least 10 percent of the total value. Take care with this statistic.

Families

Households

937

Number of households

Washington County: 24,073

New York: 7,530,150

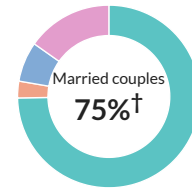
2.5

Persons per household

a little higher than the figure in Washington County: 2.4

a little less than the figure in New York: 2.6

Population by household type

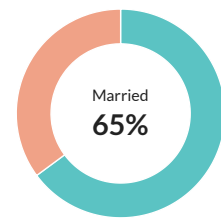


Married couples Male householder Female householder Non-family

Show data / Embed

† Margin of error is at least 10 percent of the total value. Take care with this statistic.

Marital status



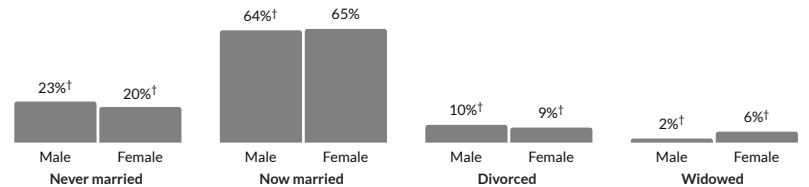
Married Single

* Universe: Population 15 years and over

Show data / Embed

† Margin of error is at least 10 percent of the total value. Take care with this statistic.

Marital status, by sex



Show data / Embed

Fertility

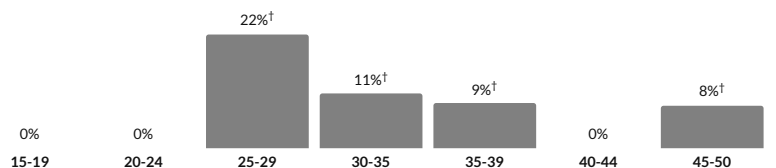
6.9%

Women 15-50 who gave birth during past year

about 1.5 times the rate in Washington County: 4.4% †

about 1.5 times the rate in New York: 4.7%

Women who gave birth during past year, by age group



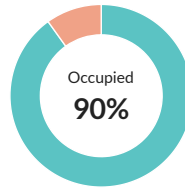
† Margin of error is at least 10 percent of the total value. Take care with this statistic.

Housing

Units & Occupancy

1,040
Number of housing units
Washington County: 29,029
New York: 8,449,178

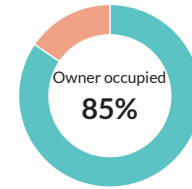
Occupied vs. Vacant



Occupied
Vacant

Show data / Embed

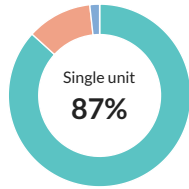
Ownership of occupied units



Owner occupied
Renter occupied

Show data / Embed

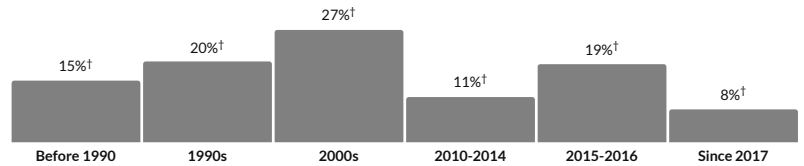
Types of structure



Single unit
Multi-unit
Mobile home
Boat, RV, van, etc.

Show data / Embed

Year moved in, by percentage of population



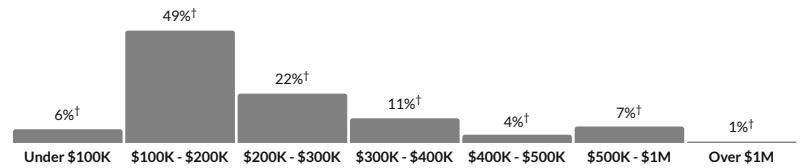
Show data / Embed

Value

\$192,900
Median value of owner-occupied housing units

about 25 percent higher than the amount in Washington County: \$158,100
about three-fifths of the amount in New York: \$340,600

Value of owner-occupied housing units



Show data / Embed

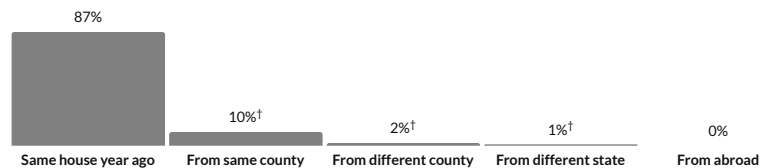
† Margin of error is at least 10 percent of the total value. Take care with this statistic.

Geographical mobility

13.2%
Moved since previous year

about 10 percent higher than the rate in Washington County: 11.7% †
about 1.3 times the rate in New York: 10.3%

Population migration since previous year



Show data / Embed

† Margin of error is at least 10 percent of the total value. Take care with this statistic.

Social

Educational attainment

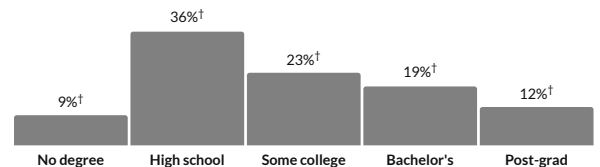
90.6%
High school grad or higher

about the same as the rate in Washington County: 88.7%
a little higher than the rate in New York: 87.4%

31.1%
Bachelor's degree or higher

about 1.5 times the rate in Washington County: 20.6%
about 80 percent of the rate in New York: 38.1%

Population by highest level of education



* Universe: Population 25 years and over

Show data / Embed

† Margin of error is at least 10 percent of the total value. Take care with this statistic.

Language

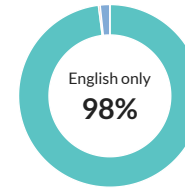
N/A

Persons with language other than English spoken at home

Language at home, children 5-17



Language at home, adults 18+



Show data / Embed

Show data / Embed

Place of birth


1%

Foreign-born population

about two-fifths of the rate in Washington County: 2.6% †

less than 10 percent of the rate in New York: 22.5%

Place of birth for foreign-born population



Show data / Embed

† Margin of error is at least 10 percent of the total value. Take care with this statistic.

Veteran status

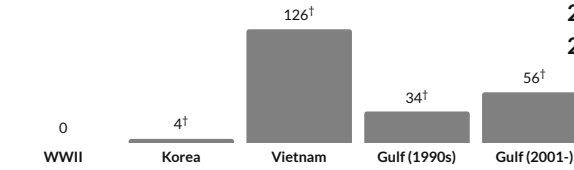
12.6%

Population with veteran status

about 1.5 times the rate in Washington County: 8.2%

more than double the rate in New York: 4.2%

Veterans by wartime service



* Civilian veterans who served during wartime only

Show data / Embed

236 Total veterans
215 Male
21 Female

† Margin of error is at least 10 percent of the total value. Take care with this statistic.

Hover for margins of error and contextual data.

Citation: U.S. Census Bureau (2021). American Community Survey 5-year estimates. Retrieved from Census Reporter Profile page for Easton town, Washington County, NY <http://censusreporter.org/profiles/06000US3611522656-easton-town-washington-county-ny/>

Learn about the Census

Census terms & definitions

Help & feedback

About Census Reporter

@CensusReporter

Census Reporter on GitHub

Census Reporter is a free, open-source project. [Your donations](#) help us add new data to the site and keep it running.